

Industry-Relay SKR 085

Pluggable Construction 2 pole 10A

ELESTA



Technical Data

Contact Data		
Type of Contact	Single Contact	Double Contact
No. of Contacts	2C	
Rated Voltage / Max. Switching Voltage	VAC	250 / 440
Rated Current	A	10 / 6
Inrush Current	A	40 / 15
Rated Breaking Capacity (cos φ = 1)	VA	2500 / 1500
Contact Material	AgCuNi	

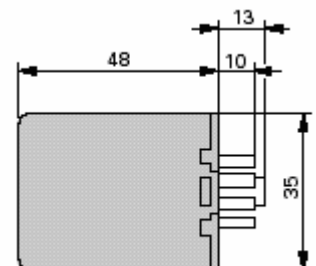
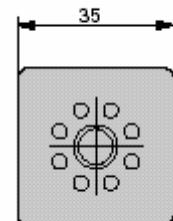
General Data		
Mechanical Data	> Operations	100 x 10 ⁶
Electrical Life at Rated Voltage	> Operations	7x10 ⁵ / 1,5 x 10 ⁵
Max. Switching Frequency	Operations / h	360
Operate Time / Release Time DC	approx. in ms	12 / 3,5
Operate Time / Release Time AC	approx. in ms	3-10 / 2-15
Bounce Time A / B DC	approx. in ms	3,5 / 9
Bounce Time A / B AC	approx. in ms	3-6 / 6-11
Test Voltage Contact / Coil	≥ VAC _{eff}	2000
Test Voltage Contact Open	≥ VAC _{eff}	1500
Test Voltage Contact Poles	≥ VAC _{eff}	1500
Vibration Resistance A / B (10-500Hz)		7g / 4g
Creeping-/Leakage Distance	mm	2 / 3
Insulation Group / Rated Voltage (VDE 0110b 2/79)	/ 250	C
Ambient Temperature	°C	-40...+75/+105
Approvals		VDE; UL; CSA;
Weight	gr.	80

Coil at + 20°C		
Rated Voltage	VDC	12...110
Rated Voltage	VAC	12...230
Power Consumption (DC – Coil)	approx. W	1,2
Power Consumption (AC – Coil)	VA	2,5

DC-Coil				
U _N (V)	R (Ohm)	U _{AN} (V)	U _{AB} (V)	I _N (mA)
12	15 ± 10%	≤ 9,6	≥ 0,6	104,0
24	480 ± 10%	≤ 19,2	≥ 1,2	50,0
48	1850 ± 10%	≤ 38,4	≥ 2,4	25,9
110	9000 ± 10%	≤ 88,0	≥ 5,5	12,2

AC-Coil				
U _N (V)	R (Ohm)	U _{AN} (V)	U _{AB} (V)	I _N (mA)
12	13,3 ± 10%	≤ 9,6	≥ 1,8	211,0
24	52,0 ± 10%	≤ 19,2	≥ 3,6	104,0
48	240,0 ± 10%	≤ 38,4	≥ 7,2	55,0
110	1120 ± 10%	≤ 88,0	≥ 16,5	23,0
230	5600 ± 10%	≤ 184,0	≥ 34,5	11,5

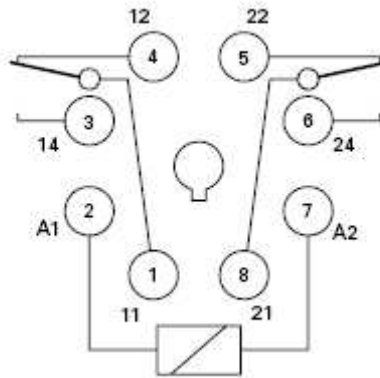
Dimension Diagram



All measure in mm.

Other coil tensions on request.

Schematic Diagram



Order Type

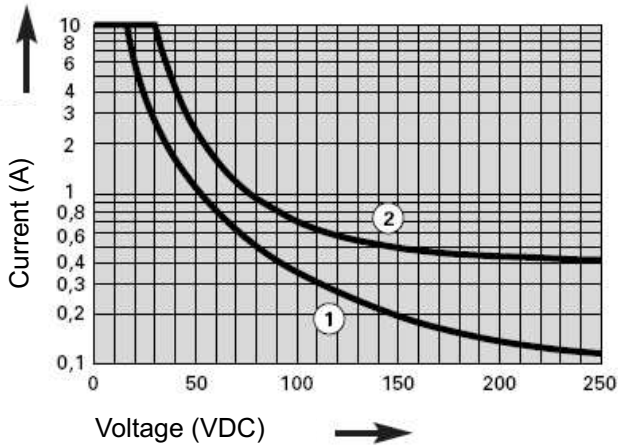
SKR 085	A	024VDC	
Relay Type			
085 = 2 Change-Over Contact			
Construction			
A = Mechanical Position Indication (standard) B = Without Manual Actuation D = Double Contact F = Free Wheeling Diode L = Electrical Position Indication T = Push-Button Actuation			
Coil Voltage			
012VDC = 12VDC ...110VDC = 110VDC			
012VAC = 12VAC....230VAC = 230VAC			
Contact Material			
Without = AgCuNi			

Further constructions on request!

Electrical Specification

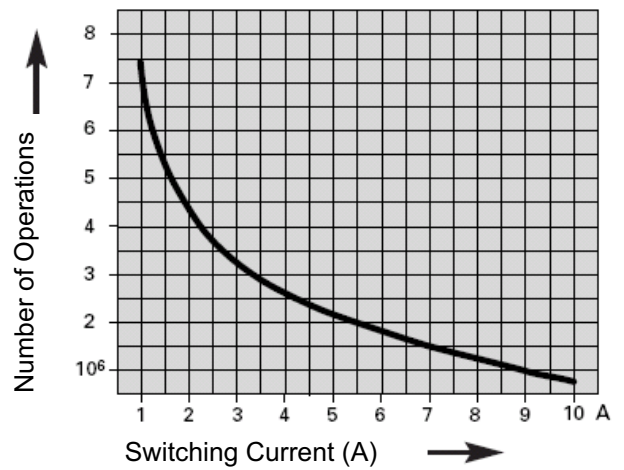
Single Contact

Load Limit Curve for Direct Current



- 1) Inductive Load, L/R 40 ms
- 2) Resistive Load

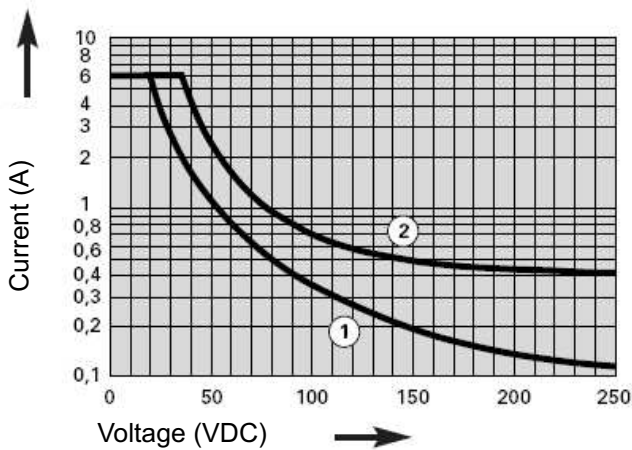
Contact Life Time



- AC Load Cos Phi (AC1)
- 250 VAC 50Hz 360 Operations/h

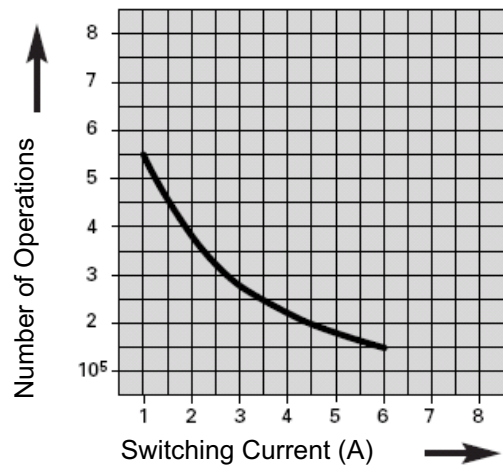
Double Contact

Load Limit Curve for Direct Current



- 1) Inductive Load, L/R 40 ms
- 2) Resistive Load

Contact Life Time



- AC Load Cos Phi (AC1)
- 250 VAC 50Hz 360 Operations/h