PCB-Relay
SGR 020 F 1 pole 40A

ELESTA

Technical Data

Contact Data		
Type of Contact		Single Contact
No. Of Contacts		1A
Rated Voltage / Max. Switching Voltage	VAC / VDC	250 / 125
Rated Current	A	40
Contact Material		AgSnO

General Data		
Mechanical Life	> Operations	1×10^7
Electrical Life	> Operations	5×10^4
Max. Switching Frequency	Operations / h	360
Operate Time / Release Time	approx.. in ms	9 / 7
Test Voltage Contact / Coil	$\geq VAC_{eff}$	2500
Test Voltage Contact Open	$\geq VAC_{eff}$	1500
Ambient Temperature	°C	-55..+100
Approvals		UL
Weight	gr.	28
Insulation Class B	°C	130

Coil at + 20°C		
Rated Voltage	VDC	12 / 24
Power Consumption (DC - Coil)	approx. W	0,9
Power Consumption (AC - Coil)	approx. VA	2,0
Max. Actuating Voltage	VDC	$1,3 \times U_N$

DC-Coil (0,9 W)			
UN (V)	R (Ohm)	U_{AN} (V)	U_{AB} (V)
12	160 ±10%	≤ 9,00	≥ 1,2
24	640 ± 10%	≤ 8,00	≥ 2,4

Safety Approvals	
UL	File No.: E352916

Dimension Diagram

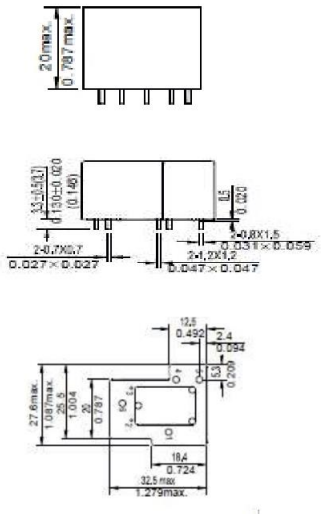

Schematic Diagram

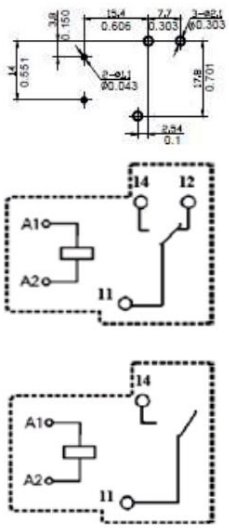

View on circuit points.
All measure in mm.

ELESTA GmbH Elektronik - Phone: +49 6039 / 489-661 - Fax: +49 6039 / 489-660 - info@etesta.com - www.elesta.com

Order Type

SGR 020 F	24VDC	1A	HHV	ASO

Relay Type

Coil Voltage
12VDC
24VDC

Type of Contact
1A = Normally Open Contact

Construction
HH = High Current Model 40A
V = Sealed
nil = Insulation Class B (130°C)
nil = no pin 6
K = Insulation Class F (155 °C)
M = pin 6

Contact Material
ASO = AgSnO

Electrical Specification

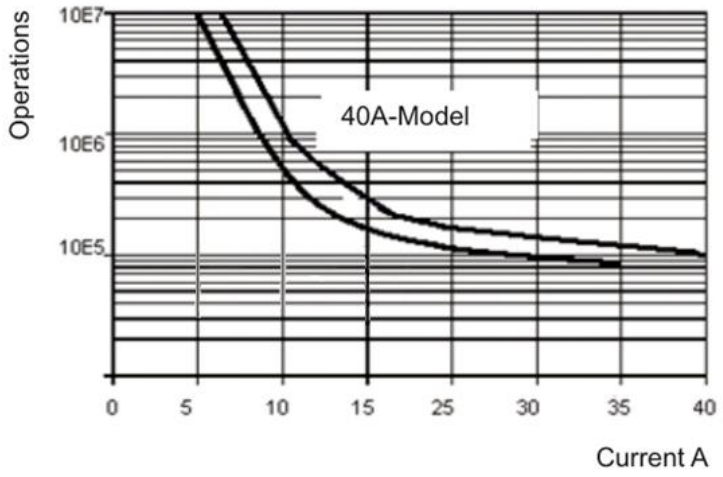

ELESTA GmbH Elektronik - Phone: +49 6039 / 489-661 - Fax: +49 6039 / 489-660 - info@etesta.com - www.elesta.com